


# AG1300B



## HIGH VOLUME AXIAL FANS

### APPLICATION

High-volume axial fan suitable for suspended ceiling/beam installation with protective nets, for creating a uniform indoor climate and recirculating air in commercial and industrial buildings, livestock farms, stables and greenhouses.

### CONSTRUCTION

- High efficiency one-phase EC brushless motors, 220-277Vac, 50/60Hz, IP55, with integrated electronic system and EMC filters. Suitable for S1 continuous service. Speed controllable.
- Adjustable pitch aerofoil impellers are provided with blades made from high quality glass reinforced polypropylene.
- Hubs made of die-cast aluminium.
- Dynamically balanced impellers in accordance with ISO 14694 Grade G6.3.
- Conveyor made from technopolymer for ease of cleaning and not susceptible to corrosion.
- Safety nets made of painted steel.

### FEATURES & BENEFITS

- Effective in preventing thermal stress: it helps to increase the heat loss by removing the warm air layer surrounding the occupants body and to increase evaporation, with benefits for latent heat loss.
- Ideal for in-line installation on the feed lane and on the rest/waiting area in dairy applications ("wind channel" ventilation).
- Aerodynamic design designed to generate a powerful jet of air capable of ventilating a large area underneath.
- Low energy consumption.
- Simplified electrical connections.
- Safety and stabilisation cables supplied as standard.
- No ordinary maintenance.
- Impellers are factory set at an angle to provide maximum performance.
- Integrated EMC filters to prevent electromagnetic interference from other devices.
- Gearless and aerodynamic design for absolute silence.
- Fans are suitable for operating temperatures from -20°C to +50°C.
- Pre-wired cable.
- Units are tested to the latest standards to ensure the highest reliability of electrical safety, performance and sound levels.
- Designed and manufactured in accordance with Machinery Directive (MD), Low Voltage Directive (LVD), Electromagnetic Compatibility Directive (EMC) and Regulation 327/2011 (ErP Directive).

### ACCESSORIES

- Remote controllers.

# AG1300B

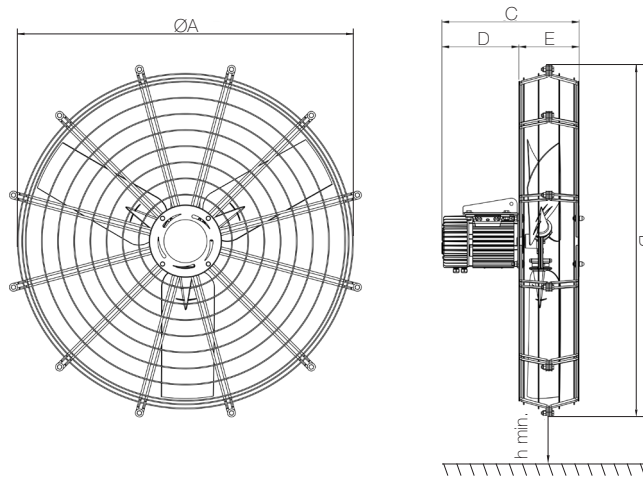
## Performances

Description	Fan diameter	Max Rotation Speed	Max Electric power	Max Thrust	Max Air Flow AMCA 230-15			Max Air Flow AMCA 230-99		
					cfm	m <sup>3</sup> /h	SPI <sup>(2)</sup> W/(m <sup>3</sup> /s)	cfm	m <sup>3</sup> /h	SPI <sup>(2)</sup> W/(m <sup>3</sup> /s)
AG1300B <sup>(1)</sup>	1170	500	1,40	105	20551	34917	144,3	29064	49380	102,1

(1) Dati @230Vac, 50 Hz

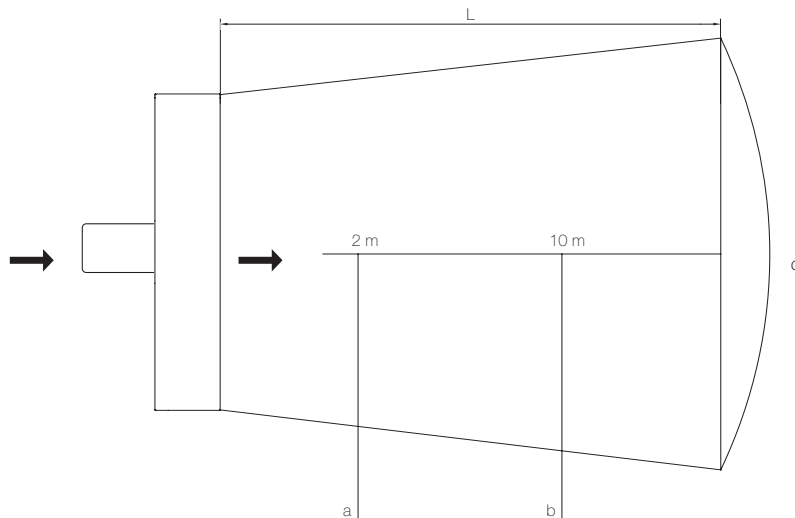
(2) Maximum power input / maximum flow rate

## Dimensions (mm) and Weight (kg)



Description	ØA	B	C	D	E	h min.	Peso
AG1300B	1248	1308	510	286	224	2700	45



## Velocity pattern



Description	Q [m <sup>3</sup> /h]	α	L @ air velocity= 0,2 m/s [m]	Air velocity @ 2m [m/s]	Air velocity (10m) [m/s]
AG1300B	34517	50°	28	5,8	2,5

## Accessories

---

Description	Potentiometer	Control panel		
				
Description	Code	Description	Code	
AG1300B	CTRL-A	002049	CTRL-HX	005789

### CTRL-A

---



- Potentiometer with front knob to adjust the motor speed
- Provided with two-pole switch (ON/OFF)
- Front yellow led to indicate that the load is active
- Controls one fan only
- 230V~ 50/60Hz
- Supplied with IP55 wall surface box

### CTRL-HX

---



- Control panel with graphical touchscreen display, colour, 7", multi-function, speed control, temperature/ THI control, display of actual speed value, alarm signalling and Modbus connection
- IP30, 12-30Vdc or 24Vac 50/60H
- Can control numerous fans and auxiliary devices via Modbus